


INTERNATIONAL HOP GROWERS' CONVENTION



ECONOMIC COMMISSION - SUMMARY REPORTS

NUREMBERG, GERMANY

NOVEMBER, 2023



International Hop Growers' Convention

IHGC - Economic Commission Summary Reports

Nuremberg, Germany - November 27, 2023

Country	Hop Acreage 2022 (Hectares, Ha)					Hop Production 2022 (in MT = 1.000 kg)				Alpha acid Prod. MT	Hop Acreage 2023 (Hectares, Ha) estimations					Hop Production 2023 (in MT = 1.000 kg) estimations				Alpha acid Prod. MT
	Aroma	Alpha	Hop area ¹	New	Total	Aroma	Alpha	Total	Aroma		Alpha	Hop area ¹	New	Total	Aroma	Alpha	Total	MT		
Argentina	131	47	178	0	178	240	85	325	29	131	47	178	0	178	189	65	254	22		
Australia	678	109	787	132	919	1 659	165	1 824	279	795	109	904	47	951	1 823	142	1 965	342		
Austria	200	57	257	6	257	345	105	450	33	206	57	263	1	263	296	84	380	27		
Belgium	124	58	182	0	182	137	105	242	21	126	59	185	3	185	153	141	294	28		
Brasil [°]	25	25	50	0	50	75	100	175	15	25	25	50	3	53	77	103	180	16		
Bulgaria	18	15	33	0	33	35	23	58	6	18	15	33	10	33	35	25	60	6		
Canada [°]	200	150	350	0	350	325	200	525	53	200	150	350	0	350	325	200	525	53		
China [°]	283	2 141	2 424	0	2 424	596	5 418	6 014	430	283	2 141	2 424	0	2 424	700	5 800	6 500	470		
Czech Republic	4 627	56	4 683	260	4 943	4 324	128	4 452	170	4 568	80	4 648	212	4 860	7 050	150	7 200	250		
France	451	53	504	43	547	602	78	680	27	448	77	525	43	568	714	122	836	44		
Germany	10 551	9 557	20 109	495	20 604	13 750	20 656	34 406	3 725	10 238	9 735	19 985	644	20 629	17 759	23 475	41 234	4 144		
Great Britain	512	137	649	0	649	488	151	639	45	434	121	555	0	555	588	188	776	63		
Japan [°]	53	53	106	0	106	82	120	202	25	53	53	106	0	106	82	120	202	25		
New Zealand [°]	1 000	400	1 400	0	1 400	1 400	630	2 030	204	1 000	400	1 400	0	1 400	1 400	630	2 030	204		
Poland	838	826	1 664	64	1 728	1 477	1 947	3 424	321	850	878	1 728	20	1 728	1 510	2 048	3 558	364		
Romania [°]	73	194	267	3	270	60	125	185	17	73	198	271	4	275	70	155	225	24		
Russia [°]	100	26	126	9	135	130	59	189	15	105	30	135	100	235	235	100	335	20		
Serbia	8	0	8	0	8	8	0	12	2	11	0	11	0	11	22	0	22	2		
Slovakia	38	0	38	0	38	20	0	20	1	38	0	38	0	38	23	0	23	1		
Slovenia	1 455	25	1 480	146	1 626	2 200	83	2 283	118	1 508	19	1 527	148	1 675	2 690	45	2 735	197		
South Africa [°]	85	324	409	8	409	148	567	715	103	83	325	408	15	408	99	641	740	102		
Spain	8	561	569	10	579	14	986	1 000	112	8	556	563	10	573	13	830	843	96		
Ukraine [°]	100	50	150	0	150	100	58	158	8	100	50	150	0	150	100	58	158	8		
USA	20 454	4 303	24 757	0	24 757	35 625	10 726	46 351	5 522	16 759	5 510	22 268	0	22 268	32 659	14 622	47 282	5 779		
IHGC	42 012	19 167	61 180	1 176	62 342	63 840	42 515	106 359	11 281	38 060	20 635	58 705	1 260	59 916	68 612	49 744	118 357	12 287		

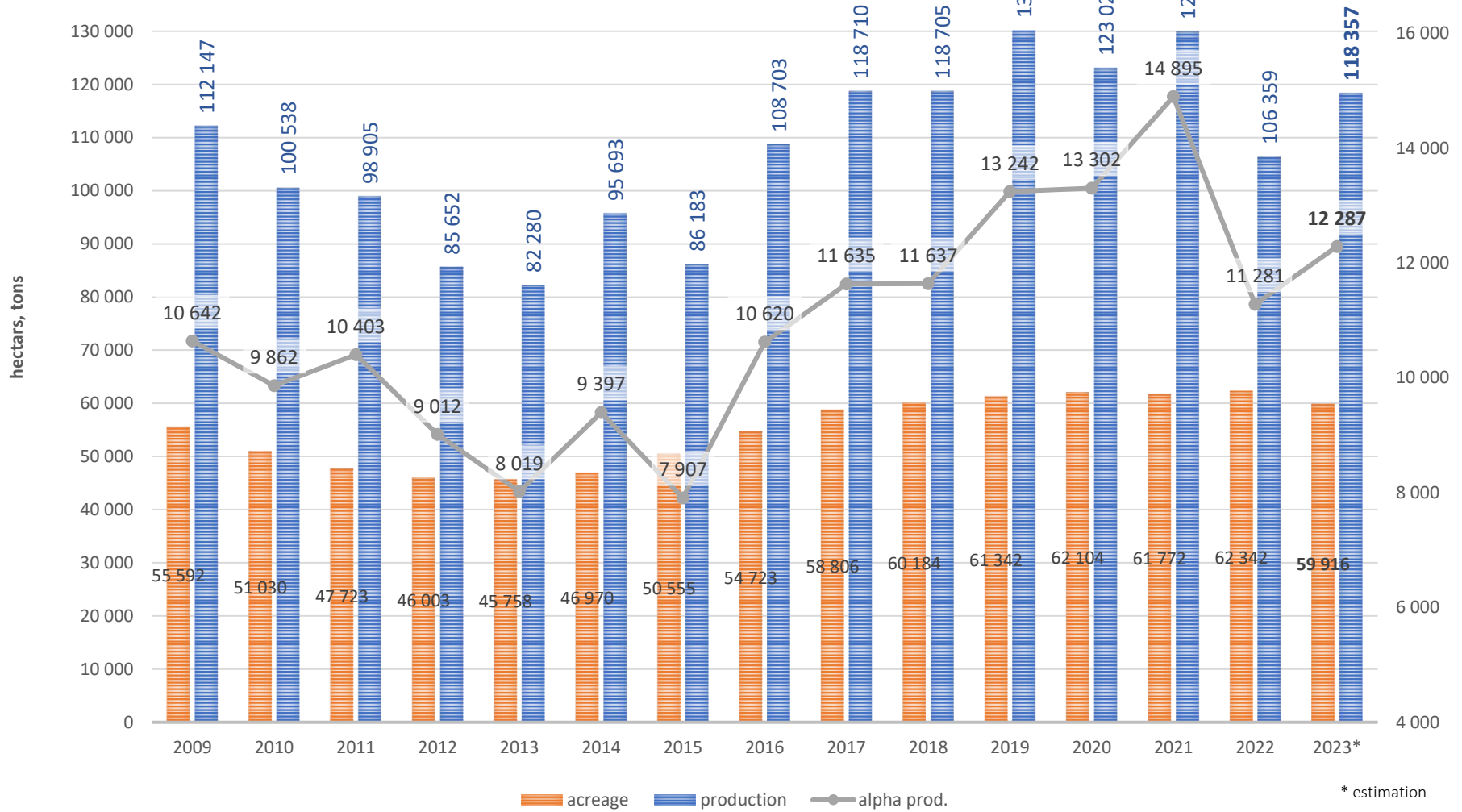
[°] Since no country updates were available, figures from August 2023 were used.

¹ Acreage without new hop areas

Difference Σ 2023-2022	-3 952	1 468	-2 475	84	-2 426	4 772	7 229	11 998	1 006
Difference Σ 2023-2018	-886	844	-40	-1 032	-268	-104	-229	-348	650
Difference Σ 2023-2013	12 990	1 547	14 547	-427	14 158	30 789	5 287	36 077	4 268



tons



International Hop Growers' Convention

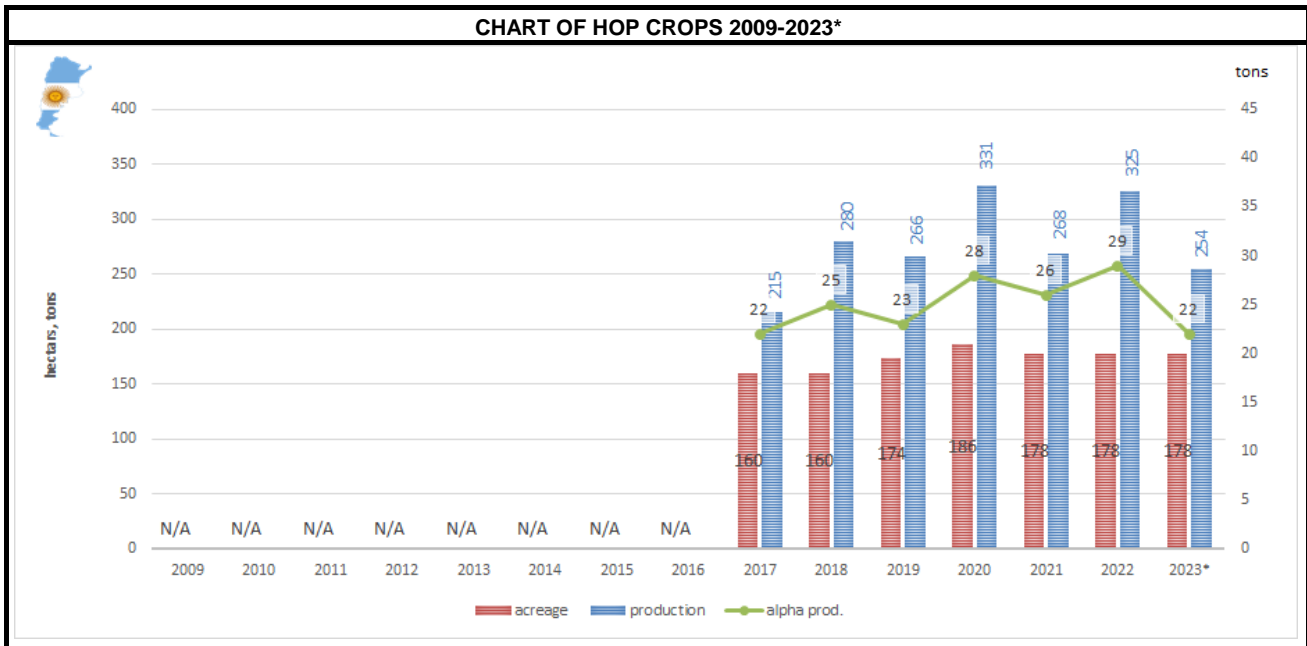
IHGC-Economic Committee: November 2023 - Nuremberg, Germany

Country: Argentina

Contract	Year N	Year N+1	Year N+2	Year N+3	Year N+4	Year N+5
Situation	2023	2024	2025	2026	2027	2028
Metric tons						
% Crop / Year N						

Unsold Hops (MT) : Crop Year (N-1)	2022	Aroma	Alpha	Total
= Unsold Hops				
% unsold Hops				

Hop Prices Euro / Kg	Year (N-2) 2021	Year (N-1) 2022	Year (N) 2023	% Diff. N vs. (N-1)	Kind of Price
Spot Prices					
Aroma Hops	24	22	25		AVG SPOT PRICE. MAX 35 USD
Alpha Hops	24	22	24		
Average Price					
Contract Prices					
Aroma Hops	15	15	16		ABI JOINT CONTRACT
Alpha Hops	15	15	16		
Average Price					
Average Prices					
Aroma Hops					
Alpha Hops					
AVERAGE					



COMMENTS ON HOP PRODUCTION AND MARKET SITUATION / ORGANIC HOPS

Updating the estimates of the March 2023 harvest (where estimate were average), we ended up with near a 20% less yield compared to 2022. Acreage remains the same.

Sales are relatively good since importation of goods is still difficult due to the lack of USD to make payments abroad, hence, domestic hops are a solution to brewers.

Regarding the political situation, on Sunday 13th August, Argentina held primary presidential elections, where a new and unknown political right wing party winning over the current left winged administration.

Today, at the opening bell of the stock exchange, the govt. devaluated the Argentine Peso by 20%, accumulating a +120% year to year inflation.

NO ORGANIC HOPS AT COMMERCIAL SCALE GROWN

	Year N-1	Year N 2023
O-Hop Area (Ha)		
O-Production (MT)		

Main O-varieties

Country, Date:
14.08.2023 / 21.11.2023

Member Organization(s):
Andrés Leibrecht

International Hop Growers' Convention

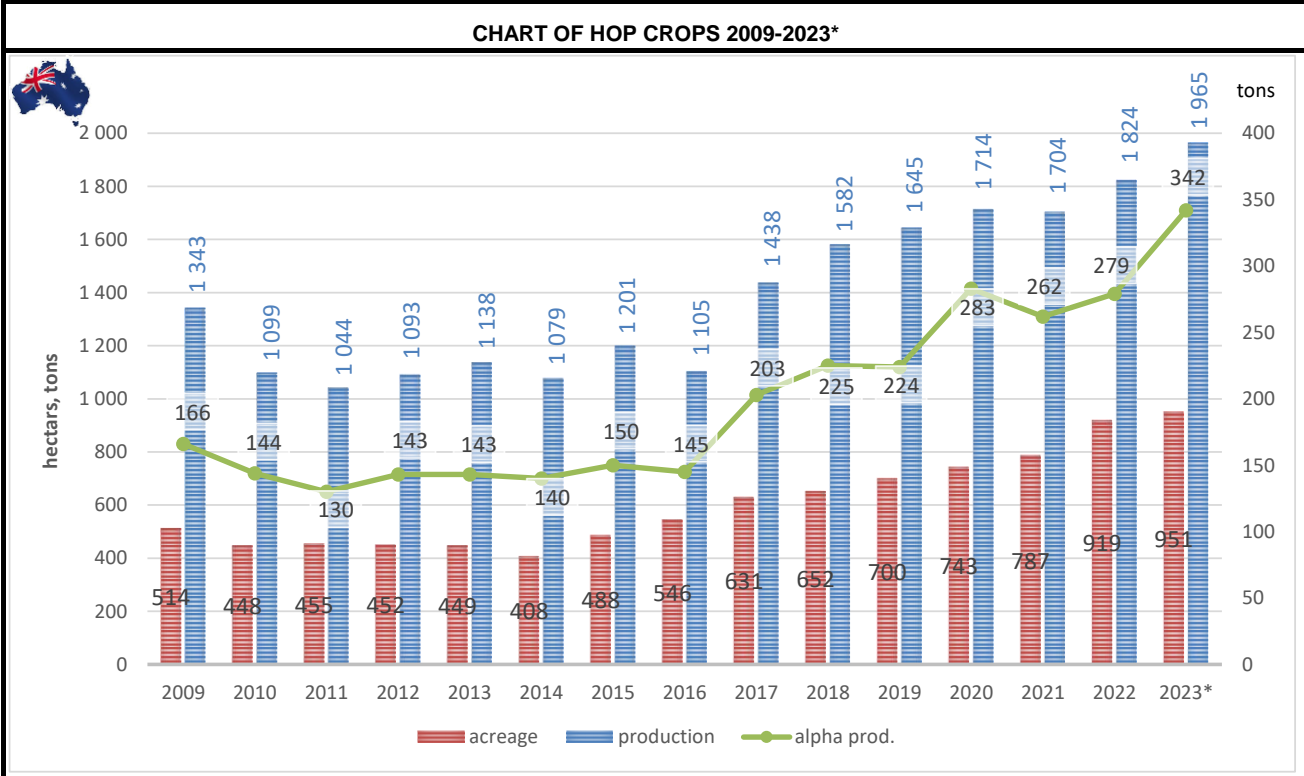
IHGC-Economic Committee: November 2023 - Nuremberg, Germany

Country: Australia

Contract	Year N	Year N+1	Year N+2	Year N+3	Year N+4	Year N+5
Situation	2023	2024	2025	2026	2027	2028
Metric tons						
% Crop / Year N						

Unsold Hops (MT) : Crop Year (N-1)	2022	Aroma	Alpha	Total
= Unsold Hops				
% unsold Hops				

Hop Prices Euro / Kg	Year (N-2) 2021	Year (N-1) 2022	Year (N) 2023	% Diff. N vs. (N-1)	Kind of Price
Spot Prices					
Aroma Hops					
Alpha Hops					
Average Price					
Contract Prices					
Aroma Hops					
Alpha Hops					
Average Price					
Average Prices					
Aroma Hops					
Alpha Hops					
AVERAGE					



COMMENTS ON HOP PRODUCTION AND MARKET SITUATION / ORGANIC HOPS

	Year N-1	Year N 2023	Main O-varieties
O-Hop Area (Ha)			
O-Production (MT)			

Country, Date:
31.10.2023

Member Organization(s):
Peter Hamilton, HPA

International Hop Growers' Convention

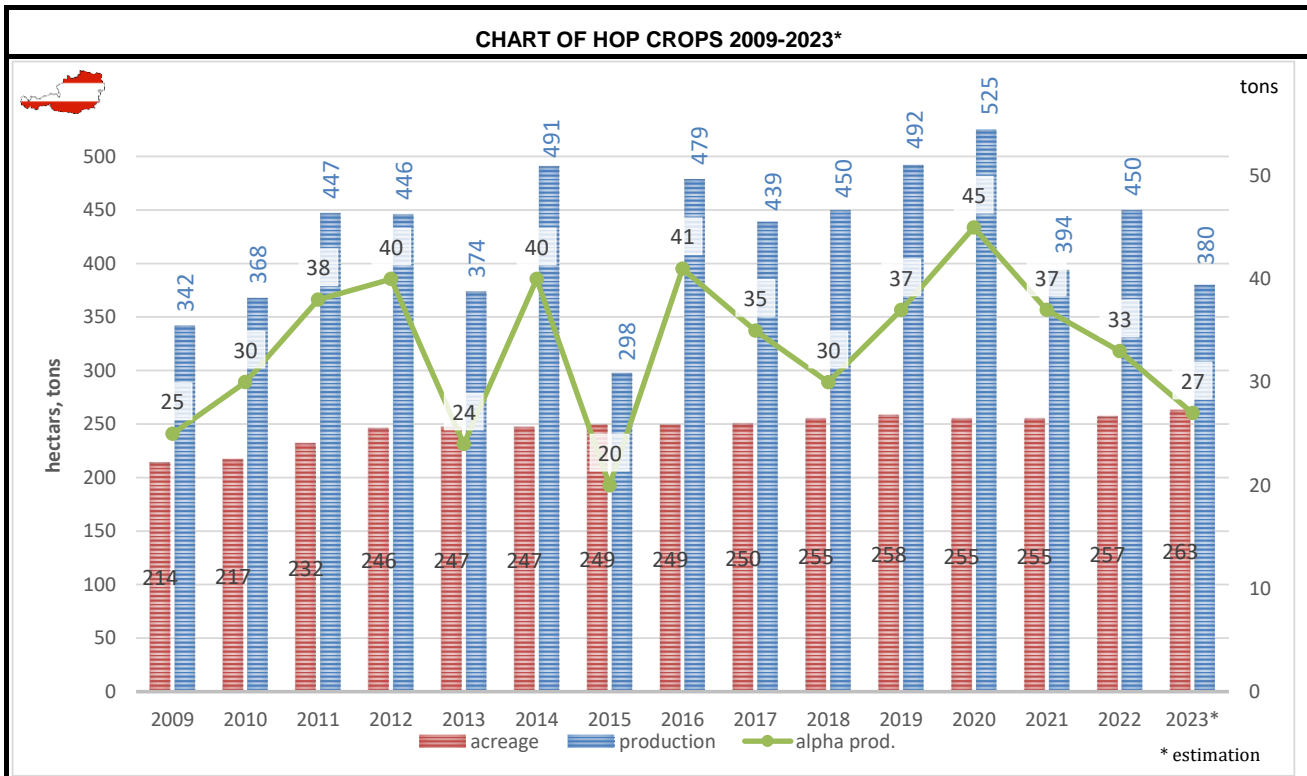
IHGC-Economic Committee: November 2023 - Nuremberg, Germany

Country: Austria

Contract	Year N	Year N+1	Year N+2	Year N+3	Year N+4	Year N+5
Situation	2023	2024	2025	2026	2027	2028
Metric tons						
% Crop / Year N						

Unsold Hops (MT) : Crop Year (N-1)	2022	Aroma	Alpha	Total
= Unsold Hops				
% unsold Hops				

Hop Prices Euro / Kg	Year (N-2) 2021	Year (N-1) 2022	Year (N) 2023	% Diff. N vs. (N-1)	Kind of Price
Spot Prices					
Aroma Hops					
Alpha Hops					
Average Price					
Contract Prices					
Aroma Hops	7,7	9	9,1	1,0	
Alpha Hops	7,5	8,7	8,9	2,0	
Average Price					
Average Prices					
Aroma Hops					
Alpha Hops					
AVERAGE					



COMMENTS ON HOP PRODUCTION AND MARKET SITUATION / ORGANIC HOPS

	Year N-1	Year N 2023	Main O-varieties
O-Hop Area (Ha)	24,0	30,5	
O-Production (MT)	35,0	39,0	

Country, Date:
17.11.2023

Member Organization(s):
Manuel Starlinger

International Hop Growers' Convention

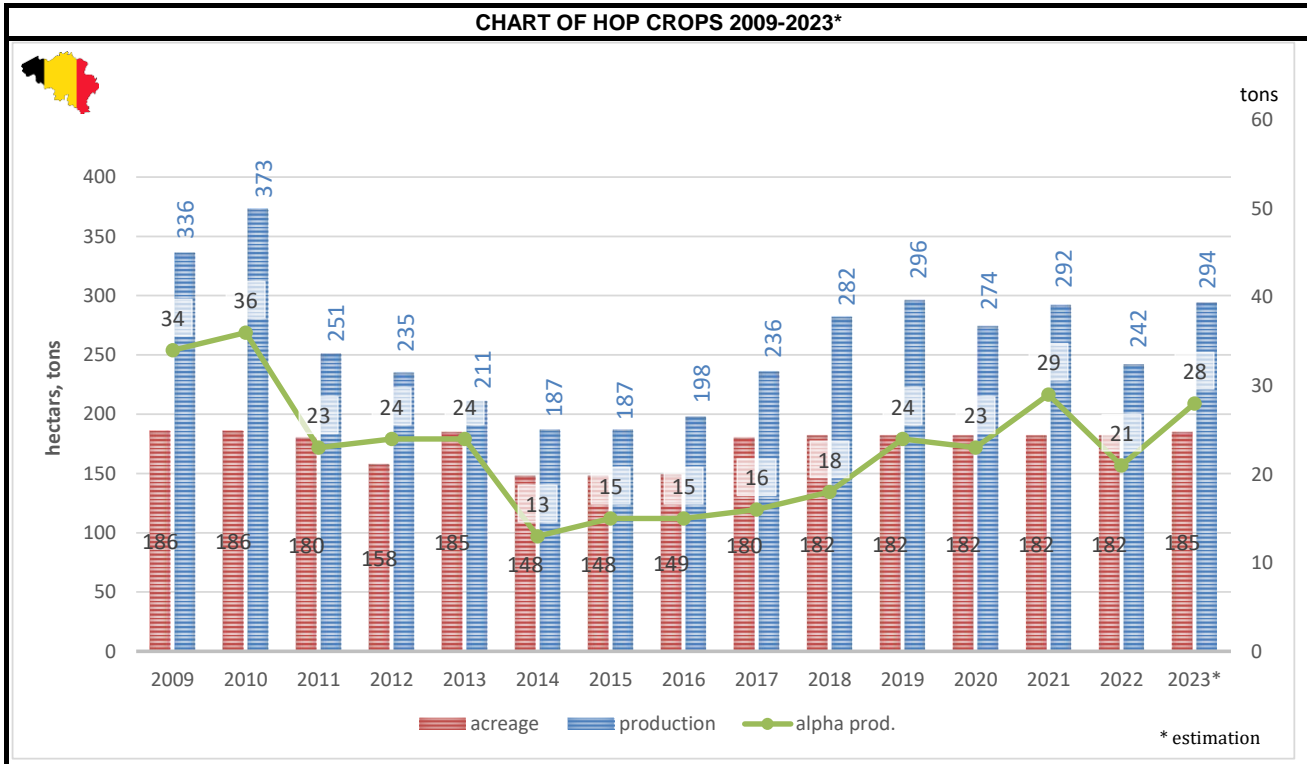
IHGC-Economic Committee: November 2023 - Nuremberg, Germany

Country: Belgium

Contract	Year N	Year N+1	Year N+2	Year N+3	Year N+4	Year N+5
Situation	2023	2024	2025	2026	2027	2028
Metric tons						
% Crop / Year N						

Unsold Hops (MT) : Crop Year (N-1)	2022	Aroma	Alpha	Total
= Unsold Hops				
% unsold Hops				

Hop Prices Euro / Kg	Year (N-2) 2021	Year (N-1) 2022	Year (N) 2023	% Diff. N vs. (N-1)	Kind of Price
Spot Prices					
Aroma Hops					
Alpha Hops					
Average Price					
Contract Prices					
Aroma Hops					
Alpha Hops					
Average Price					
Average Prices					
Aroma Hops					
Alpha Hops					
AVERAGE					



COMMENTS ON HOP PRODUCTION AND MARKET SITUATION / ORGANIC HOPS

	Year N-1	Year N 2023	Main O-varieties		
O-Hop Area (Ha)	17,4	17,4	Golding	Pilgrim	Cascade
O-Production (MT)	23,9	27,7	Magnum	Challenger	Fuggle

Country, Date:
Belgium, 22/11/2023

Member Organization(s):
Joris Cambie

International Hop Growers' Convention

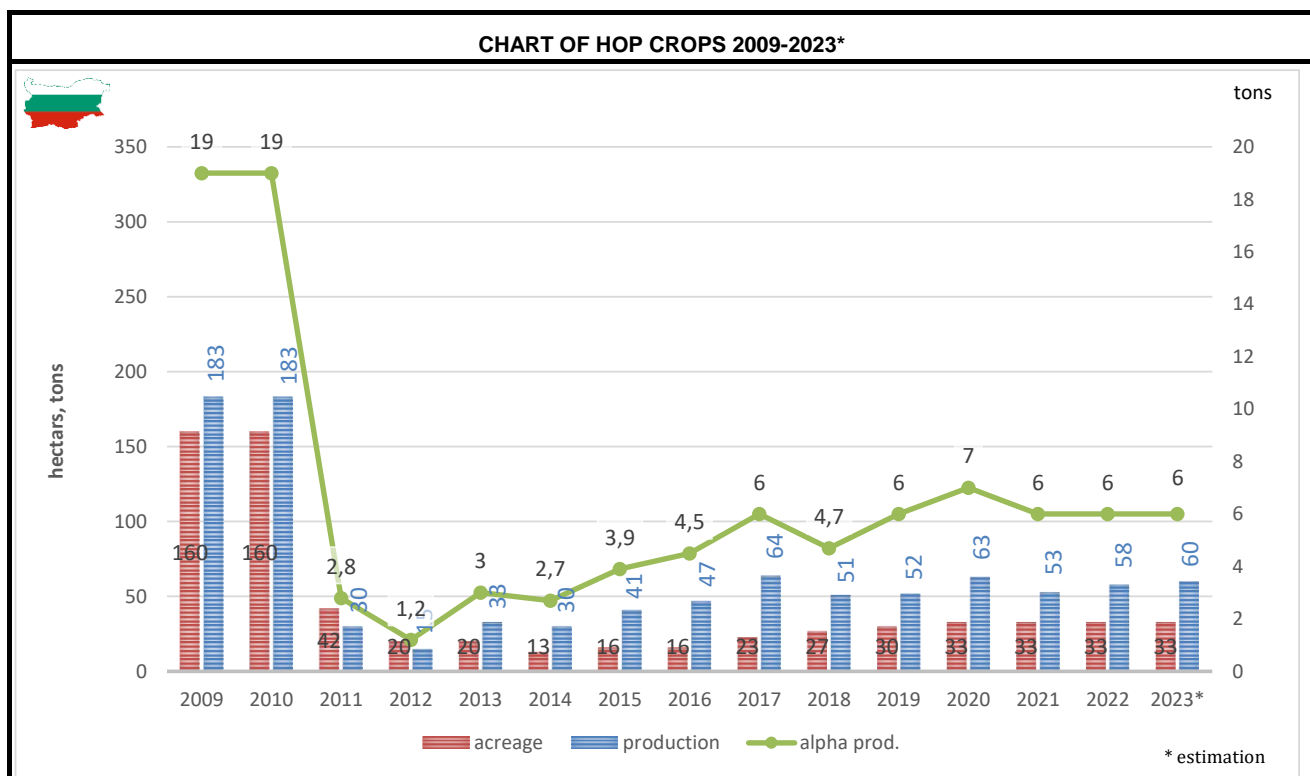
IHGC-Economic Committee: November 2023 - Nuremberg, Germany

Country: Bulgaria

Contract	Year N	Year N+1	Year N+2	Year N+3	Year N+4	Year N+5
Situation	2023	2024	2025	2026	2027	2028
Metric tons	45					
% Crop / Year N						

Unsold Hops (MT) : Crop Year (N-1)	2022	Aroma	Alpha	Total
= Unsold Hops		1,5	0	1,5
% unsold Hops				

Hop Prices Euro / Kg	Year (N-2) 2021	Year (N-1) 2022	Year (N) 2023	% Diff. N vs. (N-1)	Kind of Price
Spot Prices					
Aroma Hops					
Alpha Hops					
Average Price					
Contract Prices					
Aroma Hops					
Alpha Hops					
Average Price					
Average Prices					
Aroma Hops					
Alpha Hops					
AVERAGE					



COMMENTS ON HOP PRODUCTION AND MARKET SITUATION / ORGANIC HOPS

	Year N-1	Year N 2023	Main O-varieties
O-Hop Area (Ha)			
O-Production (MT)			

Country, Date:
15.11.2023

Member Organization(s):
Assen Ivanov

International Hop Growers' Convention

IHGC-Economic Committee: November 2023 - Nuremberg, Germany

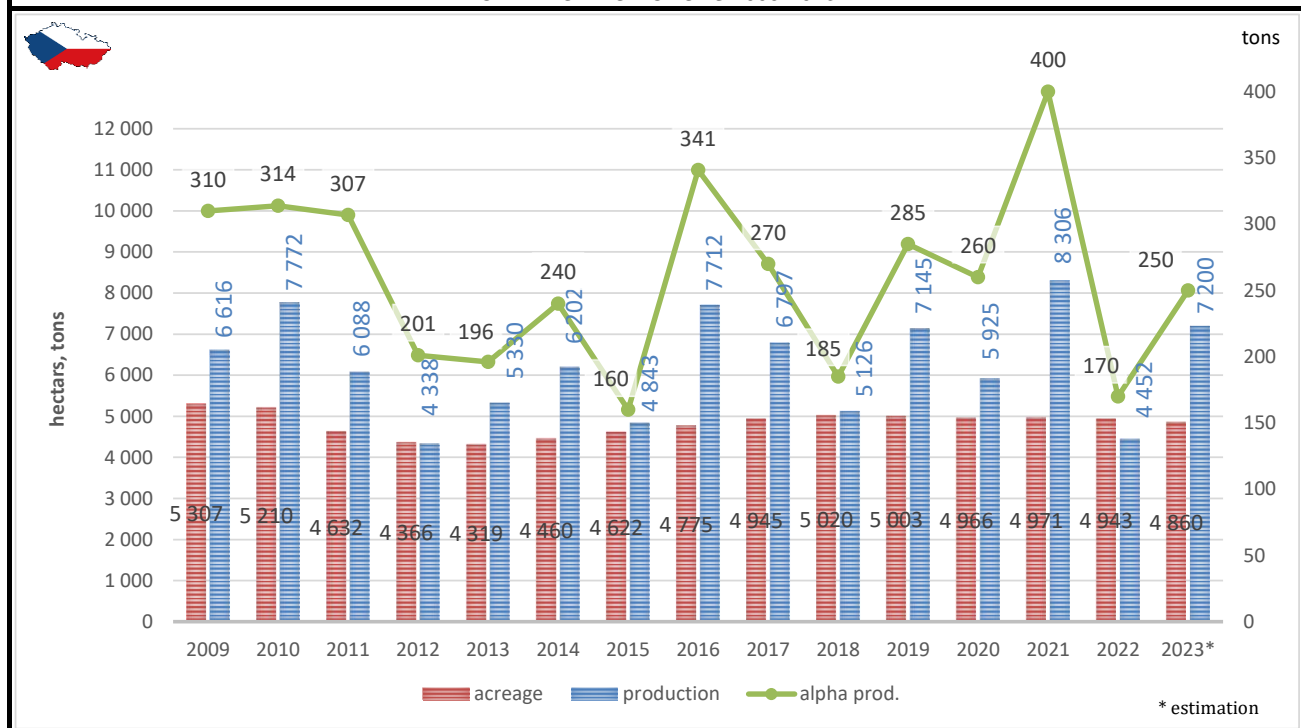
Country: Czech Republic

Contract	Year N	Year N+1	Year N+2	Year N+3	Year N+4	Year N+5
Situation	2023	2024	2025	2026	2027	2028
Metric tons						
% Crop / Year N	100	99	97	50	30	20

Unsold Hops (MT) : Crop Year (N-1)	2022	Aroma	Alpha	Total
= Unsold Hops				
% unsold Hops				0

Hop Prices Euro / Kg	Year (N-2) 2021	Year (N-1) 2022	Year (N) 2023	% Diff. N vs. (N-1)	Kind of Price
Spot Prices					
Aroma Hops					
Alpha Hops					
Average Price					
Contract Prices					
Aroma Hops	8,8	9,0			farmer price
Alpha Hops	7,0	7,2			farmer price
Average Price					
Average Prices					
Aroma Hops					
Alpha Hops					
AVERAGE					

CHART OF HOP CROPS 2009-2023*



COMMENTS ON HOP PRODUCTION AND MARKET SITUATION / ORGANIC HOPS

	Year N-1	Year N 2023	
O-Hop Area (Ha)	12,6	15,6	+ 11,46 ha in a transitional period
O-Production (MT)	4,0	15,0	

Main O-varieties
Saaz
Premiant

Country, Date:
November 24, 2023

Member Organization(s):
Hop Growers Union of the Czech Rep.

International Hop Growers' Convention

IHGC-Economic Committee: November 2023 - Nuremberg, Germany

Country:

France

Hop Area (Ha = Hectares)	Year N-1 2022	Year N 2023	Difference N - (N-1)	Difference %
Aroma	451	448	-3	-0,6
Alpha	53	77	24	44,2
Total	504	525	21	4,1

New Hop Area (Ha)	Year N-1 2022	Year N 2023
Aroma	41	38
Alpha	2	6
Total	43	43

TOTAL Hop Area (Ha)	Year N-1 2022	Year N 2023	Difference N - (N-1)	Difference %
Aroma	492	486	-6	-1,1
Alpha	56	82	27	47,8
Total	547	568	21	3,8

Production MT=Metric Tons	Year N-1 2022	Year N 2023	Difference N - (N-1)	Difference %
Aroma	602	714	112	18,6
Alpha	78	122	44	56,4
Total	680	836	156	22,9

Yield MT/Ha	Year N-1 2022	Year N 2023	Difference %
Aroma	1,22	1,47	20,0
Alpha	1,40	1,48	5,8
Total	1,24	1,47	18,4

Alpha Prod. Metric Tons	Year N-1 Metric Tons	2022 Av. Contents %	Year N Metric Tons 2023	2023 Av. Contents %	Difference Metric Tons	N-(N-1) Av. Contents %
Aroma	21	3,4	33	4,6	12	57,3
Alpha	6	7,7	12	9,6	6	95,3
Total	27		44		18	65,8

Main Varieties (Ha = Hectares)	Year N-1 2022 Acreage	Year N 2023 Acreage	Difference	Year N-1 2022 Alpha %	Year N 2023 Alpha %	Difference N-(N-1) %
Aroma						
Strisselspalt	204,8	212,5	7,7	1,6	2,3	43,8
Aramis	70,7	70,7	0	5,4	8,0	48,1
Tradition	1,8	2,5	0,7	4,3	3,8	-11,6
Triskel	13,5	12	-1,5	3,2	4,0	25,0
Fuggle	34,3	30	-4,3	1,8	2,1	16,7
Golding	10,8	11,4	0,6	1,6	3,5	118,8
Challenger	5,2	5,9	0,7	6,2	8,0	29,0
Barbe-Rouge	20,4	22,4	2	6,5	8,5	30,8
Mistral	18,6	18	-0,6	4,8	6,0	25,0
Cascade	3,9	14,3	10,4	3,8	5,2	36,8
Elixir	45,1	56	10,9	4,8	5,7	18,8
Chinook		0	0	12,5	13,0	4,0
Mount HOOD		1	1			
Wilamette	1,4	3,2	1,8	3,6	5,0	38,9
Alpha						
Columbus	5,4	4,2	-1,2	9,8	10,7	9,2
Nugget	17	20,8	3,8	10,4	11,1	6,7
Magnum	7	9,4	2,4	14,0	15,0	7,1
Target	8	9,1	1,1	11,0	13,0	18,2
Brewers Gold	15,8	17,1	1,3	5,2	6,3	21,2
Northern Brewer		0,2	0,2	6,9	9,0	30,4
Zeus		0,5	0,5	6,9	6,0	-13,0
Galena		2	2	12,0	13,0	8,3
Centennial	1	1	0	10,0	12,0	20,0

International Hop Growers' Convention

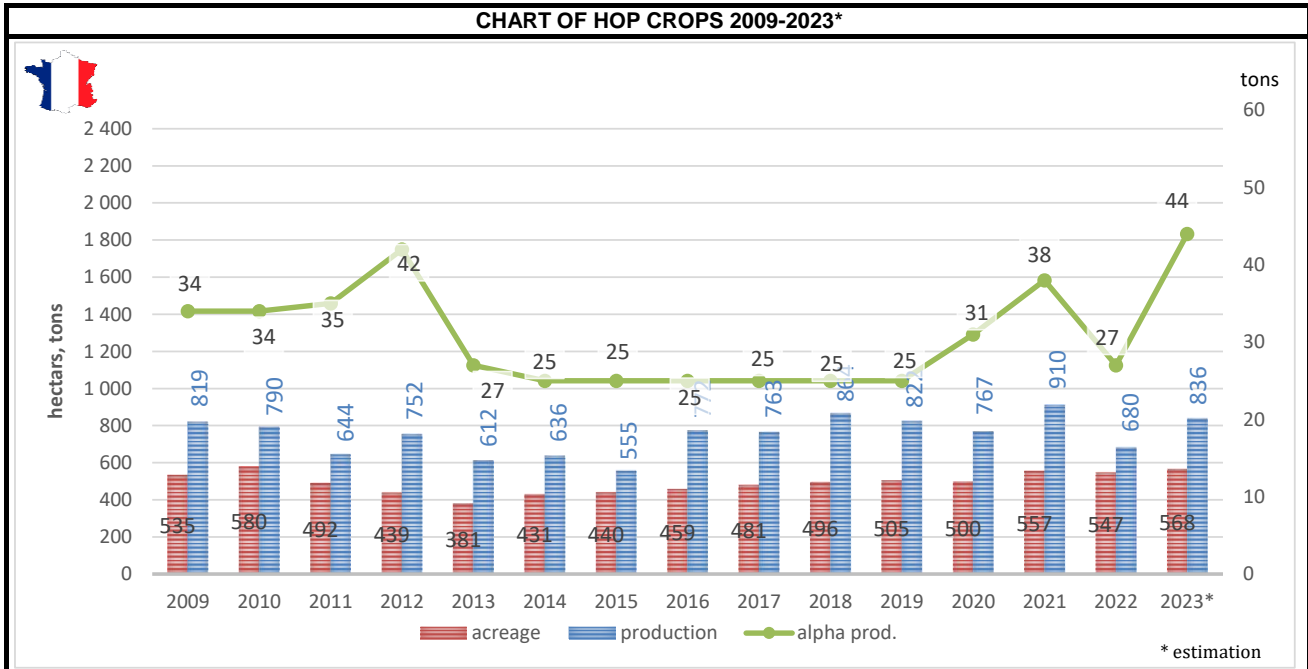
IHGC-Economic Committee: November 2023 - Nuremberg, Germany

Country:
France

Contract	Year N	Year N+1	Year N+2	Year N+3	Year N+4	Year N+5
Situation	2023	2024	2025	2026	2027	2028
Metric tons						
% Crop / Year N	85	70	50	50	50	50

Unsold Hops (MT) : Crop Year (N-1)	2022	Aroma	Alpha	Total
= Unsold Hops		23	3	26
% unsold Hops				

Hop Prices Euro / Kg	Year (N-2) 2021	Year (N-1) 2022	Year (N) 2023	% Diff. N vs. (N-1)	Kind of Price
Spot Prices					
Aroma Hops					
Alpha Hops					
Average Price					
Contract Prices					
Aroma Hops					
Alpha Hops					
Average Price					
Average Prices					
Aroma Hops					
Alpha Hops					
AVERAGE		6,00-8,00 €/kg	5,00-16,00€/kg		



COMMENTS ON HOP PRODUCTION AND MARKET SITUATION / ORGANIC HOPS

90% of the new areas in France are Organic (estimation 50ha) . Historic regions also increased there production

Alsace (MT)	89,6 C23
North (MT)	10,5 C23
Rest of France (MT)	90 C23

New production regions have higher prices (25/30/40€/t)
Prices expectations to be lower due to the complicated market

	2022	2023
O-Hop Area (Ha)	57	190
O-Production (MT)	55	120

Main O-varieties
Strisselspalt, Aramis
Foreign variétés

Country, Date:
November 11

Member Organization(s):
AGPH

International Hop Growers' Convention

IHGC-Economic Committee: November 2023 - Nuremberg, Germany

Country: Germany

Hop Area (Ha = Hectares)	Year N-1 2022	Year N 2023 (estimate)	Difference N - (N-1)	Difference %
Aroma	10 551	10 238	-313	-3,0
Alpha	9 557	9 735	178	1,9
Total	20 109	19 985	-124	-0,6

New Hop Area (Ha)	Year N-1 2022	Year N 2023 (estimate)
Aroma	248	135
Alpha	247	509
Total	495	644

TOTAL Hop Area (Ha)	Year N-1 2022	Year N 2023 (estimate)	Difference N - (N-1)	Difference %
Aroma	10 800	10 374	-426	-3,9
Alpha	9 804	10 255	451	4,6
Total	20 604	20 629	25	0,1

Production MT=Metric Tons	Year N-1 2022	Year N 2023 (estimate)	Difference N - (N-1)	Difference %
Aroma	13 750	17 759	4 009	29,2
Alpha	20 656	23 475	2 819	13,6
Total	34 406	41 234	6 828	19,8

Yield MT/Ha	Year N-1 2022	Year N 2023 (estimate)	Difference %
Aroma	1,27	1,71	34,5
Alpha	2,11	2,29	8,6
Total	1,67	2,00	19,7

Alpha Prod. Metric Tons	Year N-1 Metric Tons	2022 Av. Contents %	Year N Metric Tons (estimate)	2023 Av. Contents %	Difference Metric Tons	N-(N-1) Av. Contents %
Aroma	650	4,7	896	5,0	246,0	37,8
Alpha	3 075	15,1	3 248	13,8	173,0	5,6
Total	3 725	10,9	4 144	10,0	419,0	11,2

Main Varieties (Ha = Hectares)	Year N-1 Total Acreage	Year N Total Acreage	Difference	Year N-1 Alpha %	Year N Alpha %	Difference N-(N-1)
Aroma						
Perle	3 354	3 235	-119	4,9	6,0	1,1
Tradition	2 786	2 702	-84	5,2	4,9	-0,3
Hersbrucker	810	785	-25	1,9	3,0	1,1
Tettnanger	654	646	-8	2,6	2,6	0,0
Hallertauer	636	615	-21	3,1	2,9	-0,2
Spalter Select	538	528	-10	3	4,7	1,4
Saphir	374	330	-44	3	3,1	0,5
Northern Brewer	230	192	-38	6	7,5	1,1
Mandarina Bavaria	195	187	-8	8	7,9	-0,3
Alpha						
Herkules	7 142	7 498	356	15,4	13,9	-1,5
Magnum	1 813	1 770	-43	12,2	11,8	-0,4
Polaris	494	561	67	18,5	18,0	-0,5
Taurus	161	147	-14	14,6	13,8	-0,8
Nugget	110	101	-9	9,9	11,9	2,0
Titan	0	94	94	-	14,6	

International Hop Growers' Convention

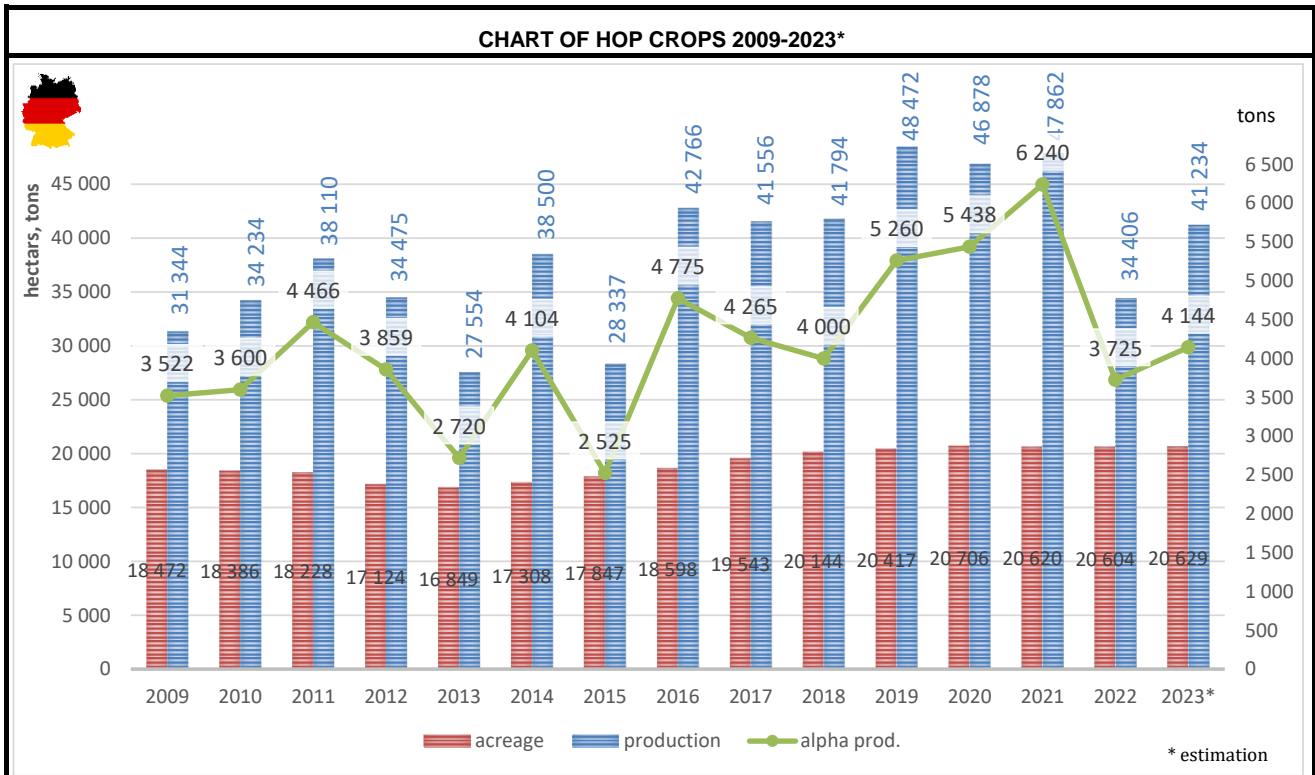
IHGC-Economic Committee: November 2023 - Nuremberg, Germany

Country:
Germany

Contract	Year N	Year N+1	Year N+2	Year N+3	Year N+4	Year N+5
Situation	2023	2024	2025	2026	2027	2028
Metric tons	40 860	39 458	38 313	24 851	21 178	14 179
% Crop / Year N	99	96	93	60	51	34

Unsold Hops (MT) : Crop Year (N-1)	2022	Aroma	Alpha	Total
= Unsold Hops		40,2	1,8	42
% unsold Hops		0,3	0,0	0,1

Hop Prices Euro / Kg	Year (N-2) 2021	Year (N-1) 2022	Year (N) 2023	% Diff. N vs. (N-1)	Kind of Price
Spot Prices					
Aroma Hops	6,40	9,96			farmer
Alpha Hops	6,25	9,91			farmer
Average Price	6,31	9,93			farmer
Contract Prices					
Aroma Hops	7,48	7,50			farmer
Alpha Hops	5,84	5,18			farmer
Average Price	6,59	6,09			farmer
Average Prices					
Aroma Hops	7,29	7,65			farmer
Alpha Hops	5,31	5,39			farmer
AVERAGE	6,21	6,30			farmer



COMMENTS ON HOP PRODUCTION AND MARKET SITUATION / ORGANIC HOPS

	Year N-1	Year N 2023	
O-Hop Area (Ha)	196	200	Main O-varieties HTR/PER/SSE/ANA/MBA
O-Production (MT)	150	230	

Country, Date:

17.11.2023 Member Organization(s):

German Hop Growers Association

International Hop Growers' Convention

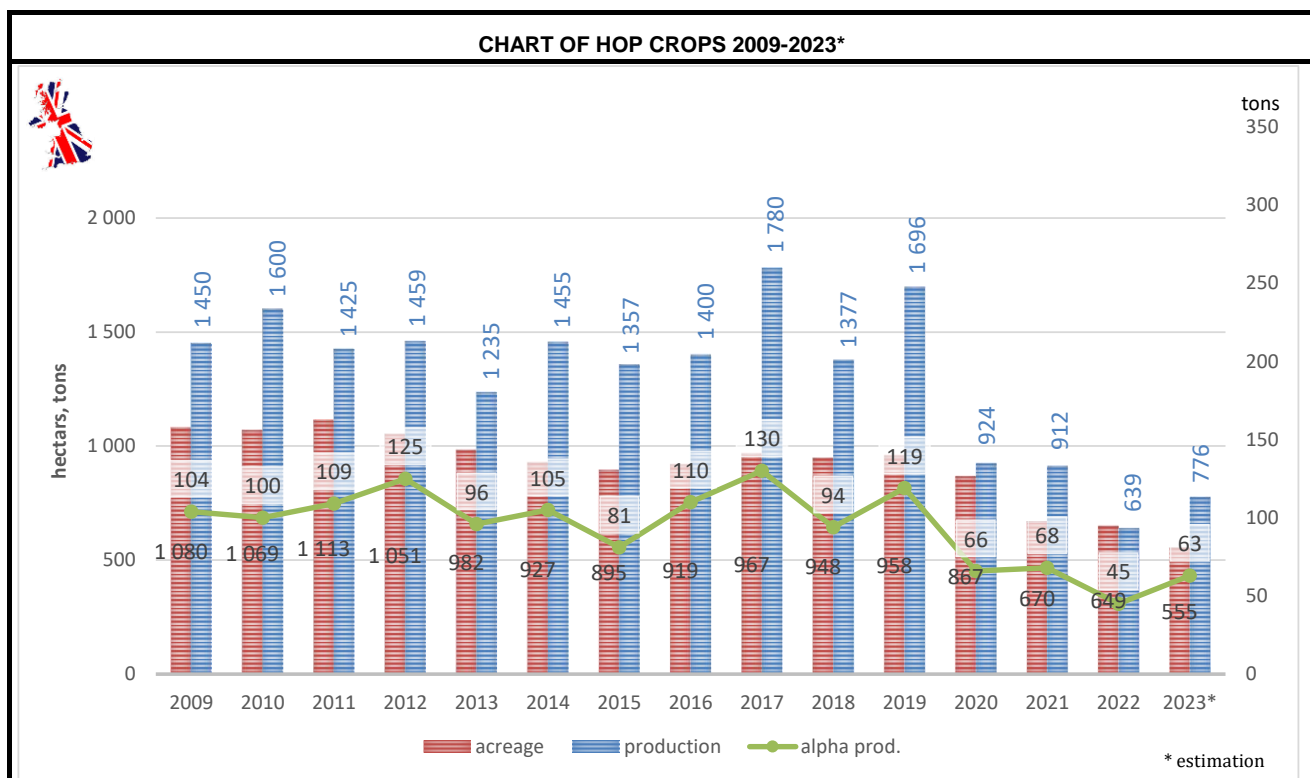
IHGC-Economic Committee: November 2023 - Nuremberg, Germany

Country: GB

Contract	Year N	Year N+1	Year N+2	Year N+3	Year N+4	Year N+5
Situation	2023	2024	2025	2026	2027	2028
Metric tons	TBA	TBA	TBA	TBA		
% Crop / Year N						

Unsold Hops (MT) : Crop Year (N-1)	2022	Aroma	Alpha	Total
= Unsold Hops				
% unsold Hops				

Hop Prices Euro / Kg	Year (N-2) 2021	Year (N-1) 2022	Year (N) 2023	% Diff. N vs. (N-1)	Kind of Price
Spot Prices					
Aroma Hops					
Alpha Hops					
Average Price					
Contract Prices					
Aroma Hops					
Alpha Hops					
Average Price					
Average Prices					
Aroma Hops					
Alpha Hops					
AVERAGE					



COMMENTS ON HOP PRODUCTION AND MARKET SITUATION / ORGANIC HOPS

	Year N-1	Year N 2023	Main O-varieties
O-Hop Area (Ha)	6,2	6,4	Soverign
O-Production (MT)	1,9	2,3	Endeavour

Country, Date:
GB 17/11/2023

Member Organization(s):
The British Hop Association

International Hop Growers' Convention

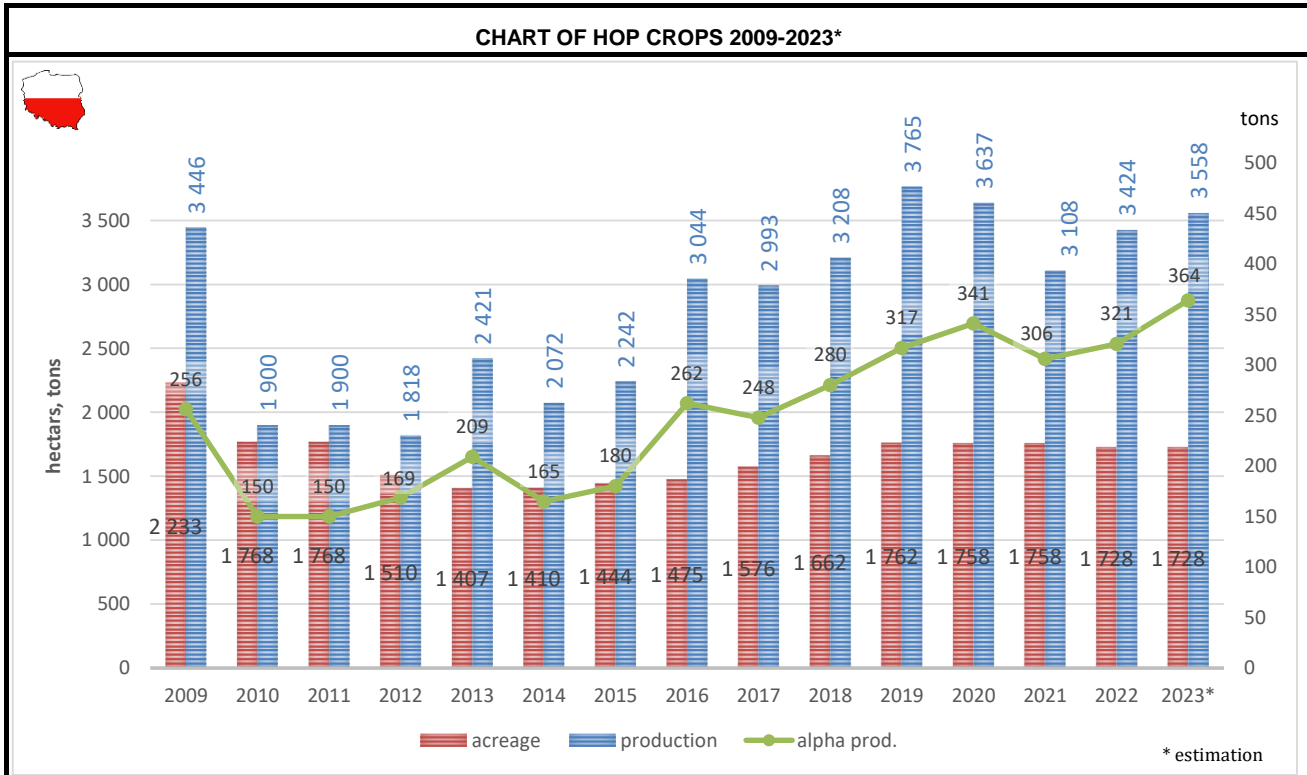
IHGC-Economic Committee: November 2023 - Nuremberg, Germany

Country: Poland

Contract	Year N	Year N+1	Year N+2	Year N+3	Year N+4	Year N+5
Situation	2023	2024	2025	2026	2027	2028
Metric tons						
% Crop / Year N	80	75	70	60	40	30

Unsold Hops (MT) : Crop Year (N-1)	2022	Aroma	Alpha	Total
= Unsold Hops		0	0	0
% unsold Hops		0	0	0

Hop Prices Euro / Kg	Year (N-2) 2021	Year (N-1) 2022	Year (N) 2023	% Diff. N vs. (N-1)	Kind of Price
Spot Prices					
Aroma Hops	4,00	5,00	0,00	-5,00	Farmer Price
Alpha Hops	3,70	4,95	0,00	-4,95	Farmer Price
Average Price	3,85	4,98	0,00	-4,98	Farmer Price
Contract Prices					
Aroma Hops	4,50	4,90	4,90	0,00	Farmer Price
Alpha Hops	4,10	4,50	4,50	0,00	Farmer Price
Average Price	4,30	4,70	4,70	0,00	Farmer Price
Average Prices					
Aroma Hops	4,25	4,95	4,95	0,00	Farmer Price
Alpha Hops	3,90	4,73	4,73	0,00	Farmer Price
AVERAGE	4,08	4,84	4,84	0,00	Farmer Price



COMMENTS ON HOP PRODUCTION AND MARKET SITUATION / ORGANIC HOPS

	Year N-1	Year N 2023	Main O-varieties		
O-Hop Area (Ha)	13,5	14,2	HMG	MAR	PUL
O-Production (MT)	23,00	23,00	MGN	CAS	

Country, Date: Poland, 21.11.2023

Member Organization(s): ZPPCh

International Hop Growers' Convention

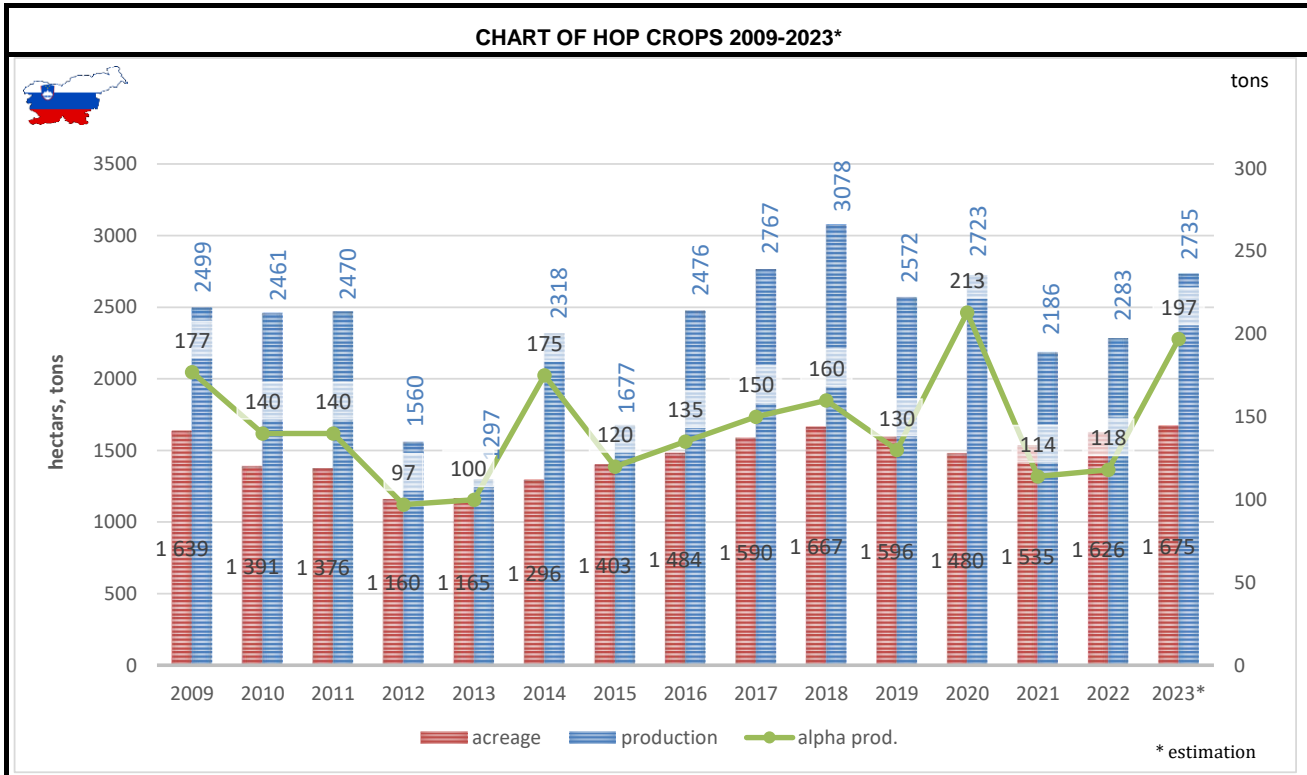
IHGC-Economic Committee: November 2023 - Nuremberg, Germany

Country: Slovenia

Contract	Year N	Year N+1	Year N+2	Year N+3	Year N+4	Year N+5
Situation	2023	2024	2025	2026	2027	2028
Metric tons						
% Crop / Year N	75	70	60	N.A	N.A	N.A

Unsold Hops (MT) : Crop Year (N-1)	2022	Aroma	Alpha	Total
= Unsold Hops				
% unsold Hops				

Hop Prices Euro / Kg	Year (N-2) 2021	Year (N-1) 2022	Year (N) 2023	% Diff. N vs. (N-1)	Kind of Price
Spot Prices					
Aroma Hops					
Alpha Hops					
Average Price					
Contract Prices					
Aroma Hops					
Alpha Hops					
Average Price					
Average Prices	7	7			
Aroma Hops					
Alpha Hops					
AVERAGE					



COMMENTS ON HOP PRODUCTION AND MARKET SITUATION / ORGANIC HOPS

The amount of precipitation was above average. Temperatures were within the long-term average. Heavy rain in August and hail storm events with strong wind in June and July locally caused damage to some hop fields, but didn't make a major impact on the overall crop. In terms of quantity, there is an good average crop. Quality is above average.

	Year N-1	Year N 2023
O-Hop Area (Ha)	1	1
O-Production (MT)		

Main O-varieties
Styrian Gold

Country, Date:
Slovenia, November 17, 2023

Member Organization(s):
Hop Growers of Slovenia /
Hmezad exim / Inbarco

International Hop Growers' Convention

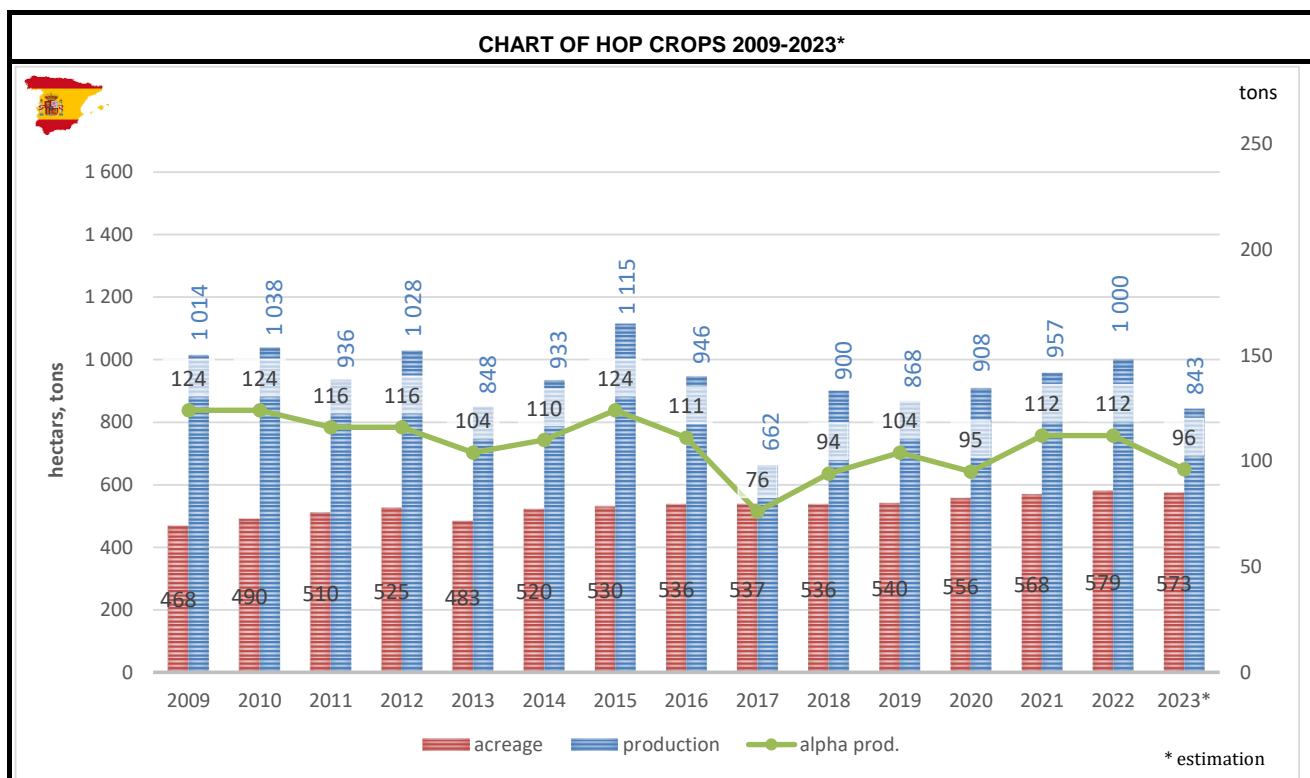
IHGC-Economic Committee: November 2023 - Nuremberg, Germany

Country: Spain

Contract	Year N	Year N+1	Year N+2	Year N+3	Year N+4	Year N+5
Situation	2023	2024	2025	2026	2027	2028
Metric tons						
% Crop / Year N	100	100				

Unsold Hops (MT) : Crop Year (N-1)	2022	Aroma	Alpha	Total
= Unsold Hops				
% unsold Hops				

Hop Prices Euro / Kg	Year (N-2) 2021	Year (N-1) 2022	Year (N) 2023	% Diff. N vs. (N-1)	Kind of Price
Spot Prices					
Aroma Hops					
Alpha Hops					
Average Price					
Contract Prices					
Aroma Hops					
Alpha Hops	5,9	5,9			
Average Price					
Average Prices					
Aroma Hops					
Alpha Hops					
AVERAGE					



COMMENTS ON HOP PRODUCTION AND MARKET SITUATION / ORGANIC HOPS

	Year N-1	Year N 2023	Main O-varieties
O-Hop Area (Ha)			
O-Production (MT)			

Country, Date:
Spain - November 27, 2023

Member Organization(s):
Hopsteiner España, S.A

International Hop Growers' Convention

IHGC-Economic Committee: November 2023 - Nuremberg, Germany

Country:

USA

Hop Area (Ha = Hectares)	Year N-1 2022	Year N 2023 (estimate)	Difference N - (N-1)	Difference %
Aroma	20 454	16 759	-3 695	-18,1
Alpha	4 303	5 510	1 207	28,0
Total	24 757	22 268	-2 489	-10,1

New Hop Area (Ha)	Year N-1 2022	Year N 2023 (estimate)
Aroma		
Alpha		
Total		

TOTAL Hop Area (Ha)	Year N-1 2022	Year N 2023 (estimate)	Difference N - (N-1)	Difference %
Aroma	20 454	16 759	-3 695	-18,1
Alpha	4 303	5 510	1 207	28,0
Total	24 757	22 268	-2 489	-10,1

Production MT=Metric Tons	Year N-1 2022	Year N 2023 (estimate)	Difference N - (N-1)	Difference %
Aroma	35 625	32 659	-2 966	-8,3
Alpha	10 726	14 622	3 896	36,3
Total	46 351	47 282	931	-2,1

Yield MT/Ha	Year N-1 2022	Year N 2023 (estimate)	Difference %
Aroma	1,74	1,95	11,9
Alpha	2,49	2,65	6,5
Total	1,87	2,12	13,4

Alpha Prod.	Year N-1	2022	Year N	2023	Difference	N-(N-1)
Metric Tons	Metric Tons	Av. Contents	Metric Tons	Av. Contents	Metric Tons	Av. Contents
		%	(estimate)	%		%
Aroma	3 919	11,0	3 593	11,0		
Alpha	1 604	15,0	2 186	15,0		
Total	5 522	11,9	5 779	12,2		

Main Varieties (Ha = Hectares)	Year N-1 Total Acreage	Year N Total Acreage	Difference	Year N-1 Alpha %	Year N Alpha %	Difference N-(N-1)
Aroma						
Amarillo®, VGXP01	774	888	114	8,8	8,8	
Azacca™, ADHA-483	352	181	-172	11,8	11,8	
Cascade	2 067	1 748	-318	7,5	7,5	
Centennial	981	1 027	46	10,0	10,0	
Chinook	840	722	-117	12,1	12,1	
Citra®, HBC 394	4 874	3 546	-1 328	12,5	12,5	
El Dorado®	471	321	-151	12,9	12,9	
Mosaic®, HBC 369	2 631	2 087	-544	11,4	11,4	
Sabro™, HBC 438	270	91	-179	13,8	13,8	
Simcoe®, YCR 14	1 806	1 711	-94	12,6	12,6	
Other Aroma	5 388	4 436	-952	7,6	7,6	
Total Aroma	20 454	16 759	-3 695			
Alpha						
CTZ	1 828	2 622	793	14,7	14,7	
Eureka™	400	465	64			
Nugget	178	152	-26	14,0	14,0	
HBC 682	692	916	225	17,5	17,5	
Super Galena™	143	143	0			
Other Alpha	1 061	1 212	151	13,6	13,6	
Total Alpha	4 303	5 510	1 207			

International Hop Growers' Convention

IHGC-Economic Committee: November 2023 - Nuremberg, Germany

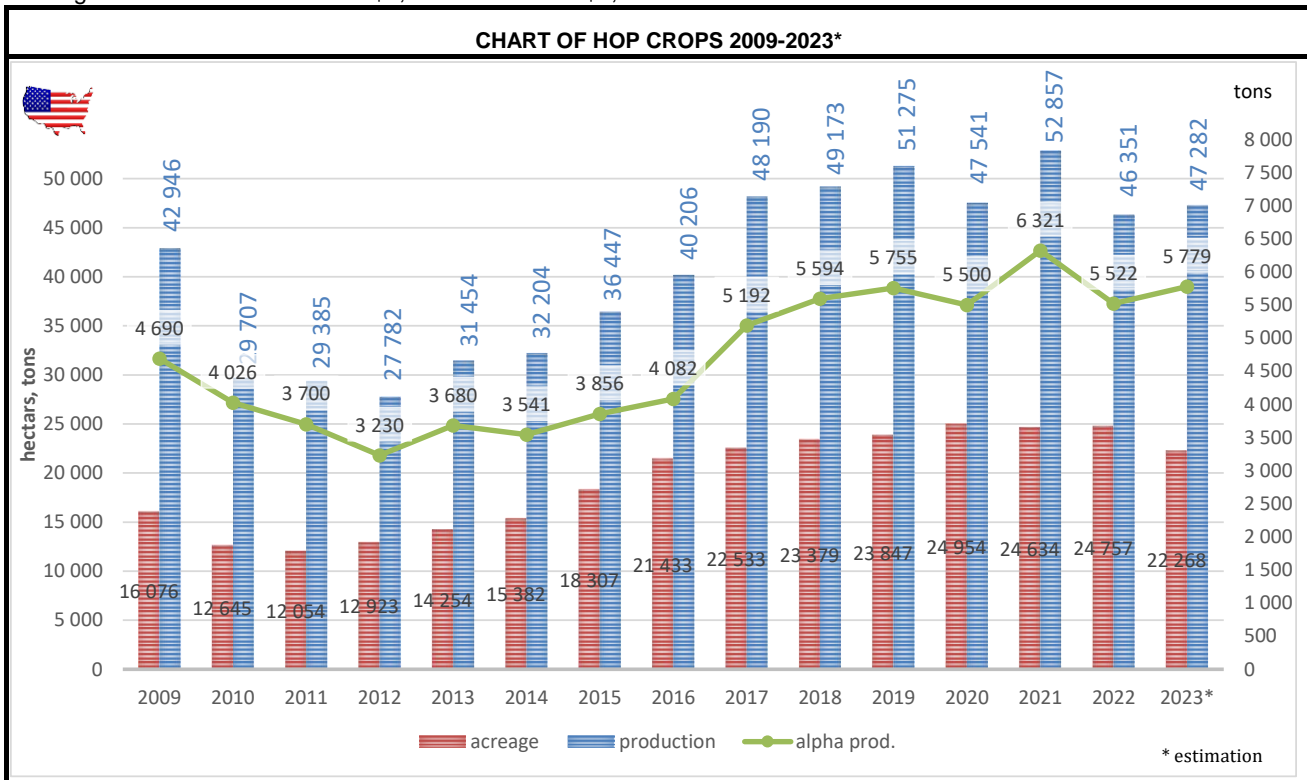
Country: USA

Contract	Year N	Year N+1	Year N+2	Year N+3	Year N+4	Year N+5
Situation	2023	2024	2025	2026	2027	2028
Metric tons						
% Crop / Year N	95	75	60	55	45	35

Unsold Hops (MT) : Crop Year (N-1)	2022	Aroma	Alpha	Total
= Unsold Hops				
% unsold Hops				

Hop Prices Euro / Kg	Year (N-2) 2021	Year (N-1) 2022	Year (N) 2023	% Diff. N vs. (N-1)	Kind of Price
Spot Prices					
Aroma Hops					
Alpha Hops					
Average Price					
Contract Prices					
Aroma Hops					
Alpha Hops					
Average Price					
Average Prices					
Aroma Hops					
Alpha Hops					
AVERAGE	10.77 Euro/kg	11.32 Euro/kg			

Average USD/lb. \$5,68 \$5,97



COMMENTS ON HOP PRODUCTION AND MARKET SITUATION / ORGANIC HOPS

Exchange rate \$1 USD = 0.86 Euro (8 Nov 2021). Calculation \$5.97 x 2.2046 lb/kg x .83 Euro/USD. Alpha and aroma classifications are based on IHGC list of hop varieties. The USDA statistical reporting system is voluntary, and individual varieties are not reported if three or fewer growers produce the variety in each state.

	Year N-1	Year N 2023
O-Hop Area (Ha)	397	312
O-Production (MT)		

Main O-varieties

A total of 10 Pacific Northwest hop growers reported Organic hops

Country, Date: USA

XI.23

Member Organization(s):
Hop Growers of America